

Why is reading important for young people?



- Research shows that reading regularly can improve literacy and language skills.
- For example, **decoding** (breaking down unfamiliar words to help pronounce them), reading **fluency** (reading quickly and accurately) and reading **comprehension** (understanding what we read) benefit from a regular reading practice.
- Reading fiction books might help teenagers develop their understanding of 'who they are'. Research has shown that connecting with fictional characters helps readers to explore their own identities.
- Fiction books might also help teenagers to develop their understanding of other people and their ability to take others' perspectives.
- Connections with texts can also help readers navigate difficult emotions and understand their experiences.



Tips for creating a culture at home




- Books need to be visible, accessible and appropriate for their level
- Choose books based on interests or topics being covered at school
- In the living room, bedroom and the car. You could create a family bookshelf
- Create the time for it e.g. 30 minutes before bedtime
- Choose a comfortable space



Tips for creating a culture at home



- Reward reading
- Choose books that have good films
- Read a few chapters and watch up to that part in the film
- A movie night can be a great reward
- You can do it in chunks



Tips for creating a culture at home



- Read your book around them
- Tell them what you are reading and what it is about
- Ask questions about what they are watching on the TV e.g. Who? What? Where? When? Why? How?



Tips for creating a culture at home



- Ask them about what they have been reading at school
- Turn the subtitles on your television/devices


- Song lyrics on Spotify



- Join the local library



- Buy books as presents




Tips for creating a culture at home



Get Creative and have fun!

- Draw the characters from the book they are reading
- Create a comic strip of their favourite part of the story
- Write the next part of the story or even a re-write!
- Write a diary entry for one of the characters




Tips for creating a culture at home



Get Creative and have fun!

- Write the book as a film script. They can decide who would play each part
- Write a review of the story
- Research around the topics within the story
- Look up 5-10 tricky words from the story using a dictionary website. Create a poster on it



Advice to encourage writing

- Read your child's exercise books with them and discuss the writing they have done.
- Encourage your child to **check** their written work carefully. It should be checked for accuracy and for use of interesting language and devices. A piece of written work is not finished until it has been **proofread!**
- Encourage your child to use both a **thesaurus** and a **dictionary**. They will need both, especially if they use an online thesaurus as the new word might not make sense in the context they are using it.
- Be an **audience** for their writing, feeding back on the impact their writing has had on you.
- Share **newspaper, magazine articles or web texts** that are written in interesting or engaging ways and explore how they might use these ideas in their own writing.



Get Creative with writing!

- **Spontaneous** spelling tests are a good idea, especially on long car journeys!
- Encourage them to write to influence people through **posting** or **emailing** their reactions and ideas on current affairs and local issues, for example, emailing politicians, commenting or having their own blog, writing for a community, sports or other interest group newsletter or website.
- Encourage them to continue to **write for pleasure** in whatever form they enjoy and experiment further, for example, extend fiction writing to drafting a script for a play or film.
- **Share** newspaper, magazine articles or web texts that are written in interesting or engaging ways and explore how they might use these ideas in their own writing.



Advice to encourage speaking, oracy and communication

- Encourage your child to **talk** to you and others in your family about challenging topics. Use items in the news, on television or from their reading to talk about controversial issues. Encourage them to think about other ways of looking at things and consider other viewpoints.
- Talk to your children whenever you can! It's true that in busy households it's becoming more and more difficult for families to spend quality time talking in a reflective way about what everyone's been doing. **Mealtimes** can often be the best time for families to get together like this.
- Encourage them to take part in **social activities** to broaden their experience of using talk, for example, drama groups, making and performing music with others, and taking part in voluntary or charity work.

