



The  
Carlton  
Academy

Year 11 Make it Count  
2024-25



# **Year 11 Make it Count**

**Welcome to this year's Make it Count Event for 2024-2025**

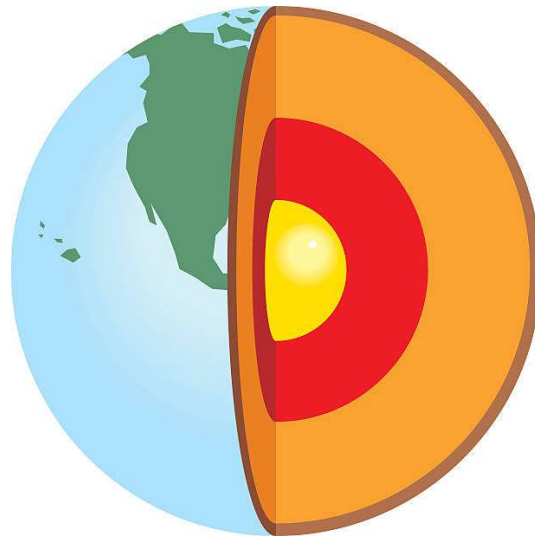
**Helping you to achieve great things this year**

**Mr J Byrne – Assistant Headteacher**

**Heads of Faculty  
Dr S Lissenden-Crook  
Mrs M Sharpe  
Mrs L Brettell**



# Core Purpose – Raising Achievement





# Step up to challenges







# Year 11 Make it Count

*what you do*

EVERY  
DAY

matters more than

*what you do*

EVERY

ONCE

in a while.

The academic year,  
not the week(s)  
before exams.

**This is an exam**  
**year**



# Year 11 - Key Dates

Date	Event	Time
2 October	Y11 Revision Evening	6:00pm
Wb 14 October	Y11 Tutor Review Week	After school
18-30 November	Y11 Mocks	During the school day
4 December	Y11 Geography Fieldwork	During the school day
6-26 January	English Speaking Exams	During the school day
8 January	Y11 Parents' Evening	4:00pm - 7:00pm
20-24 January	GCSE Mock MFL Speaking exams	During the school day
28 January	Make it Count	6:00pm – 7:30
28 January	Y11 Art Visit (Birmingham)	During the school day
17 -21 February	Half-Term Revision sessions	9:00am - 3:00pm
24 Feb – 7 March	Mock 2 (Core in theatre)	During the school day
11-13 March	GCSE Food Practical	During the school day
7-10 April	Easter Revision Sessions (TBC)	9:00am - 3:00pm
29-30 April	Y11 Fine Art and Graphics Final Exam	During the school day
1-2 May	Y11 Photography Final Exam	During the school day
12 May – 25 June	GCSE Examination Series (provisional)	8:45am and 1:00pm starts
26-28 May	Half-Term Revision sessions (TBC)	9:00am - 3:00pm

# Year 11 Make it Count



**3 school weeks until Mock exams**

**12 school weeks until GCSE exams**

**Approx. 58 School DAYS until GCSE exams  
start**

**Make them Count!**



# TCA - Raising Achievement Strategies

## Every Day

- Quality first teaching delivered in every Year 11 lesson across all subjects
- Effective homework set and monitored using Class Charts to support extended learning
- P6 lessons, subject led pre mock – Timetabled for students where requested
- Study Lounge with revision resources available for Year 11 from September
- Year 11 absence chased as a priority by phone call daily

## Extra Support

- Zorba – Department led process department targeted groups and individual students
- Whole school Zorba focused on key cohort
- Assertive Mentoring for students
- Selected students to work with Maths and English Tutors
- Maths and English Core PE intervention groups
- Revision strategies – Drop Down Days, including parents' revision and study skills evening
- Frequent Achievement assemblies for year 11

## Exam Periods

- Mock Results day following Mock I – Students discuss results with HoF/SLT and follow up targets set, Cohort based Assemblies. Results shared with for follow up actions by students
- Easter and Half-term revision sessions – students selected and invited by departments
- Exam Warm-ups before all summer exams – Breakfast supplied for morning exams
- Frequent communication – Letters and School news letter





# Intervention – P0, P6 and Lunch

- P0 and P6 sessions
- Many sessions are drop-in and you are able to go along for support from staff, as well as a place for you to do some focused work.
- Targeted sessions – If staff have told you to go to a session... go! These are to support NOT to punish.



Monday	Tuesday	Wednesday	Thursday	Friday
<b>STUDY LOUNGE (P6 15:10 - 16:10)</b>				
Open Area				
<b>GCSE PE (P6)</b>	<b>Maths 7+ (P6)</b>	<b>Maths 7+ and 5+ Invited (P0)</b>	<b>English (P6)</b>	<b>Music/ Music Tech (Lunch)</b>
DMA / LGR	Maths Team	Maths Team	MSH NKA MTR	ACN
PE2	U4	Open Area	U15, U14, O3	MU3
<b>BTEC Sport (P6)</b>	<b>Music/ Music Tech (Lunch)</b>	<b>Maths Clinic (P6)</b>	<b>Maths - Aiming for 5 Invited (P6)</b>	<b>Spanish (P0) Invited</b>
LGR / CWR	ACN	Maths Team	Maths Team	Spanish team
PE1	MU3	Open Area	U5	L3/L4
<b>Music/ Music Tech (Lunch)</b>	<b>Design Tecnnology (P6)</b>	<b>Science (P6) Invite only</b>	<b>Physics (P6)</b>	
ACN	DME	SLI	HDU	
MU3	Design Studio	Sc8	SC2	
<b>GCSE English 8-9 (P6 - Invite only)</b>	<b>Photography (P6 - Wk1)</b>	<b>MFL (Lunch)</b>	<b>Science (P6)</b>	
DNI	NHO	MFL Team	RHD	
U13	PH1	L2	SC4	
<b>GCSE English (P6)</b>	<b>Food Tecnology (P6)</b>	<b>Music/ Music Tech (Lunch)</b>	<b>Sociology (Lunch)</b>	
AAS	NWL	ACN	KAR	
U10	FD1	MU3	L5	
<b>French (P6) Invited</b>	<b>Fine Art (P6)</b>	<b>GCSE Business (Lunch)</b>	<b>Music/ Music Tech (Lunch)</b>	
ESC/SLO	HDY	JWT / IPE	ACN	
L1/L2	AR1	IT2	MU3	
	<b>Maths Grade 5 Tuition invitation only</b>	<b>GCSE Business (P6 - Homework drop in)</b>	<b>Engineering (P6)</b>	
	AJC	JWT / IPE	JWE	
	U6	IT2	DT4	
		<b>Fine Art (P6)</b>	<b>Geography (Lunch - TT)</b>	
		HDY	SRE	
		AR1	H4	
		<b>Hosp. &amp; Catering (P6)</b>	<b>Design Tecnnology (P6)</b>	
		DBA	DME / JWH	
		FD1	DT3	

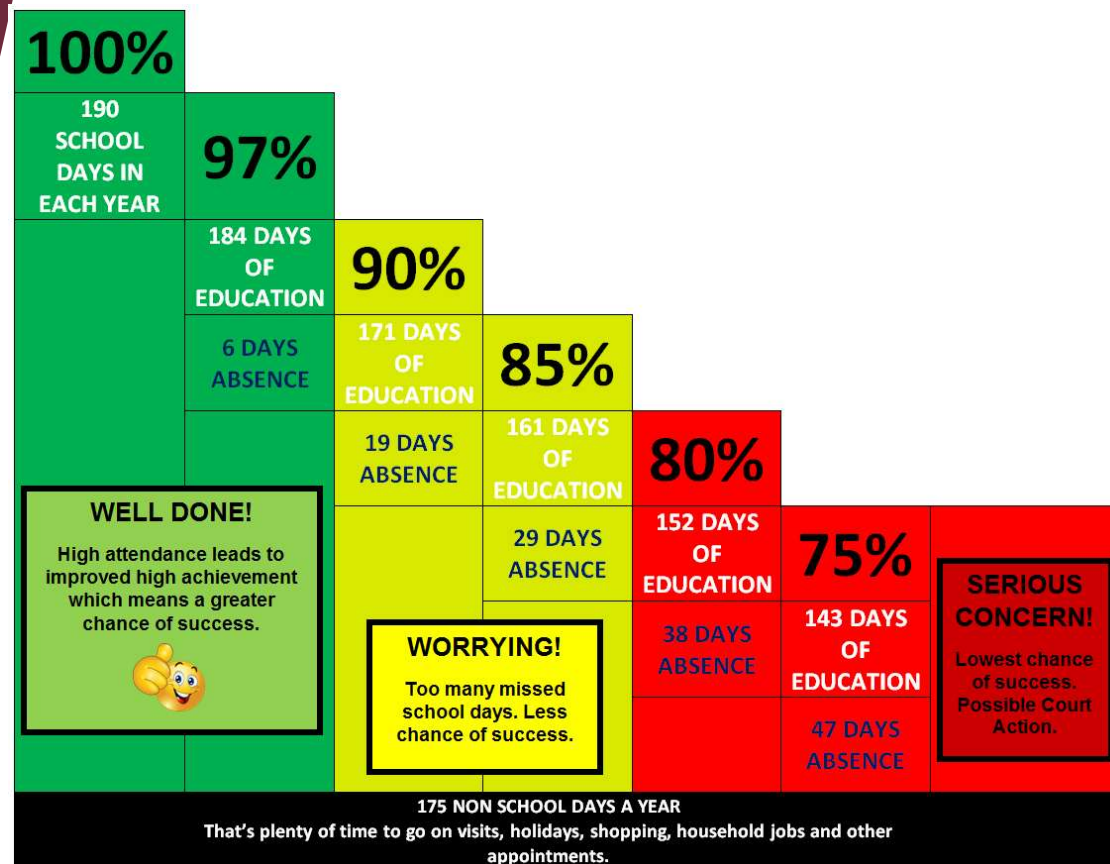
Monday	Tuesday	Wednesday	Thursday	Friday
		<b>Childcare NEA (P6)</b>	<b>Art Graphics (P6)</b>	
		NAN	RSL	
		IT4	AR3	
		<b>English Catch-up (P6 - 11X1)</b>	<b>Food Tecnology (P6)</b>	
		AWO	NWL	
		U9	FD1	
		<b>Chemistry (P6)</b>	<b>Hosp. &amp; Catering (P6)</b>	
		ASA	DBA	
		SC1	FD1	
		<b>Maths Grade 5 Tuition invitation only</b>	<b>Maths Foundation invitation only</b>	
		AJC	LBR	
		U6	U4	
		<b>Maths Foundation invitation only</b>	<b>Maths Foundation invitation only</b>	
		GN	MC	
		U3	U2	
February Half-term				
Monday 17 to Friday 21 Feb - Programme will be sent out separately				
Easter				
Monday 7 to Wed 9 Apr - Programme will be sent out separately				
May Half-term				
27 and 28 May - Programme will be sent out separately				



# Attendance and Attainment



You have to be here to achieve great things




# Attendance and Attainment



**Research suggests that 17-20 days missed from school equates to a GCSE grade!**

Attendance	Effect on Results (per GCSE or equivalent)
96 – 100%	+1.4
92 – 95.9%	-0.7
90 – 91.9%	-1.5
85 – 89.9%	-1.9
80 – 84.9%	-2.7
0 – 79.9%	-3.3





# Year 11 February Mock Exams



	Mon 24 <sup>th</sup> Feb	Tues 25 <sup>th</sup> Feb	Wed 26 <sup>th</sup> Feb	Thurs 27 <sup>th</sup> Feb	Friday 28 <sup>th</sup> Feb
AM	Maths Paper 1 1hr30	English Language 1hr45	Maths Paper 2 1hr30		Maths Paper 3 1hr30
PM	Biology 1hr15/1hr45	Chemistry 1hr15/1hr45		Physics 1hr15/1hr45	English Lit 1hr 45



# Year 11 February Mock Exams

Subject	What paper being used?	How many exams?
GCSE Business Studies	Section A of 2024 Paper 1 and Section C of 2024 Paper 2	1 Lesson
GCSE Computer Science	Trust Director is providing a paper	1 Lesson
BTEC L1/L2 DIT	2024 (Summer)	1 Lesson
GCSE PE	Full paper 1 and Paper 2	2 lessons
English	May-24	2
GCSE Sociology	Paper 2 - Crime and Deviance	1 lessons
NCFE CACHE Child Development	Half of Paper 1 from SAM	1 lesson
GCSE Psychology	Paper 2 - Social influence	1 lesson
GCSE D&T	DME (TD) providing paper	1 lesson
WJEC ENG	Full paper	1 lesson
H&C	Full paper	2 lessons
GCSE Food	Full paper	1.5 lessons
GCSE Music	3/4 of a paper 2022	1 lesson





# Year 11 Make it Count

SUCCESS IS NOT A FINISH LINE!

It's a commitment to tiny, sustainable,  
unrelenting improvements!





The  
Carlton  
Academy

English Language and  
Literature 2024/25  
Mrs Sharpe





100% Examination

# You will sit four exams

English Language

English Literature

**Paper 1 = 50%**

**Section A:**  
Understanding Literature  
Fiction Texts

**Section B:**  
Creative  
writing -  
Descriptive

**Paper 2 = 50%**

**Section A:**  
Understanding Non-fiction  
texts

**Section B:**  
Functional  
Writing  
-  
Persuade/Argue

**Paper 1 = 50%**

**Section A:**  
*Macbeth*,  
William  
Shakespeare

**Section B: A**  
*Christmas  
Carol*, Charles  
Dickens

**Paper 2 = 50%**

**Section A:**  
*An Inspector  
Calls*, J.  
Priestley

**Section B:**  
*Conflict  
Poetry*, AQA  
Anthology  
**Section C:**  
*Unseen Poetry*





# Key Advice

Timing is everything – make sure you know how much time you should spend on each question and stick to it, even if you feel you could go on (you can always go back if you have any spare time at the end).





**It's still 3 months until your exam, but time's a ticking . . .**

If your revision hasn't started yet, it needs to start . . .

**RIGHT NOW!**





# Revision Tips

- Little and often – start now and do a few minutes every day. Trying to cram the night before is sure to stress you out.
- Read, read and read some more! The more you read, the better you will get at quickly decoding texts and looking for hidden meanings.
- Parents/carers/siblings – help to test







# Advice for Parents

## How can you help?

- Encourage your child to revise 'little and often', working steadily through their revision materials
- Make sure that you ask them to **APPLY** their revision – they shouldn't just make resources but complete practice papers too!
- Look out for potential reading sources which will help them – newspaper and magazine articles, interesting websites etc.
- Read with them and ask them to draw out the main points of the text for you after it has been read.
- Ask them to 'teach' you, see what they can tell you about texts, characters and context.





# The importance of English GCSE – and revising for it:

THREE KEY THINGS TO REMEMBER		
When parents/family/other people say 'you'll be alright – I didn't revise and I did okay'	When people say: 'I didn't get a grade __ but I still got a job and have been okay'	No employer ever will ever say: 'Ah, they failed English but at least they passed _____'
<ul style="list-style-type: none"> <li>- People aged 25 and older did coursework in English. At least 30% of their grade was decided before they sat the exam</li> <li>- People aged 30 and older were allowed to take their annotated texts into the exam. Not one quotation had to be learnt</li> </ul>	<ul style="list-style-type: none"> <li>- Students are part of a global job market</li> <li>- Students are being replaced with self-service checkouts</li> <li>- Apprenticeship placements have reduced by over 50% since 2010</li> <li>- This year over 500,000 students left school – that's 500,000 students all looking for work and placements at the same time – and it is more competitive than ever</li> </ul>	<ul style="list-style-type: none"> <li>- English provides you with the core written, communication and reading skills required to access any job or course.</li> </ul>





2024-25 Year 11 Revision Programme	
Weekly Activity	
w/c 27 <sup>th</sup> January	Complete Homework. Watch clips, read notes and use revision guides to create revision resources on themes within Macbeth. Revise key structures for English Language Paper 1.
w/c 3 <sup>rd</sup> February	Complete Homework. Watch clips, read notes and use revision guides to create revision resources on themes within Macbeth. Revise key structures for English Language Paper 1.
w/c 10 <sup>th</sup> February	Half Term: Complete Homework. Watch clips, read notes and use revision guides to create revision resources on themes within Macbeth & ACC. Revise key structures for English Language Paper 1.
w/c 17 <sup>th</sup> February	Half Term: Complete Homework. Watch clips, read notes and use revision guides to create revision resources on themes within Macbeth & ACC. Revise key structures for English Language Paper 1.
w/c 24 <sup>th</sup> February	<b>MOCK EXAMS: English Language Paper 1 and English Literature Paper 1</b>
w/c 3 <sup>rd</sup> March	<b>MOCK EXAMS: English Language Paper 1 and English Literature Paper 1</b>
w/c 10 <sup>th</sup> March	Complete Homework. Watch clips, read notes and use revision guides to create revision resources on themes within A Christmas Carol. Revise key structures for English Language Paper 1.
w/c 17 <sup>th</sup> March	Complete Homework. Watch clips, read notes and use revision guides to create revision resources on themes within Macbeth. Revise key structures for English Language Paper 1.
w/c 24 <sup>th</sup> March	Complete Homework. Revise areas of weakness and gaps in knowledge identified in mocks. English Language Paper 1.
w/c 31 <sup>st</sup> March	Easter: Complete Homework. Revise areas of weakness and gaps in knowledge identified in mocks.
w/c 7 <sup>th</sup> April and 14 <sup>th</sup> April	Complete Homework. Revise areas of weakness and gaps in knowledge identified in mocks. English Language Paper 2.
w/c 21 <sup>st</sup> April	Complete Homework. Revise areas of weakness and gaps in knowledge identified in mocks. English Language Paper 2.
w/c 28 <sup>th</sup> April	Complete Homework. Revise areas of weakness and gaps in knowledge identified in mocks. English Language Paper 2.
w/c 5 <sup>th</sup> May	<b>ALL MAIN EXAMS BEGIN</b>
w/c 12 <sup>th</sup> May	<b>English Literature Paper 1: (am) 12<sup>th</sup> May</b>
w/c 19 <sup>th</sup> May	<b>English Literature Paper 2: (am) 20<sup>th</sup> May</b> <b>English Language Paper 1: (am) 23<sup>rd</sup> May</b>
w/c 26 <sup>nd</sup> May	Half Term: Follow independent revision timetable
w/c 2 <sup>nd</sup> June	<b>English Language Paper 2: (am) 6<sup>th</sup> June</b>

*\* All revision activities should be carried out in addition to normal classroom homework. You should aim to spend approximately 2 and a half hours a week revising for English! It is 2 GCSEs, and you need it to move on!*





## Help! How do I Revise for English Language?

The activities on this poster are designed to help you revise independently. They are examples of things you *could* do – choose the strategies that suit you. We recommend you complete a wide range of them, in addition to the homework and revision set by your teachers. Don't just do them once – revision is cyclical, and you will have far greater success returning to activities on a regular basis – you are never really 'done'!

## Learn the Format

Have you learned . . .


- How many marks each question is worth?
- What skills are assessed?
- What your timings should be?
- Are you familiar with the mark scheme for each question?

## Complete Practice Papers

- Ask your teacher for these – we have lots!
- Complete under timed conditions to practise your time management
- Complete more slowly to get your 'best version'
- Find your own texts and write questions to go with them – try writing the answers, or swap with a friend

## Use Your Revision Guide

- Read and make notes
- Use any revision strategies that suit you to make sure you've understood the different sections
- Complete the activities provided



## Practise Your Writing Skills

1. Read! The best writers are readers too
2. Choose an extract from the work of a writer you admire and:
  - a) write your own piece in their style
  - b) Transform it by writing from another character's perspective or changing the setting
3. Find an opinion piece in a newspaper and write a response arguing the opposite point of view
4. Find an object in your house and write a short story which features that object
5. Write a description of a place you have recently visited
6. Write a description of a person you admire

## Keep up-to-date with current affairs

- Read a newspaper
- Talk to people at home or your friends about events in the news
- Listen to the radio
- Follow BBC or other news providers online




## Use Mr Bruff

- ✓ Create a flashcard for each video you watch
- ✓ Use red pen/black pen to write down everything you know about the subject, before and after watching
- ✓ With a friend – discuss afterwards; question each other
- ✓ Write a set of questions after each video and test yourself at a later date
- ✓ Mr Bruff's language E-Book is available to you – use it!



## Have you thought about . . . ?

Creating a WhatsApp /SnapChat/ Messenger group with your friends to share revision ideas and resources such as videos?





### Know those Texts!

- Read them multiple times between now and the exam (modern version of Macbeth available on SparkNotes 'No Fear Shakespeare').
- Watch film versions – careful, as these aren't always completely true to the originals
- Use red/pen/black pen to test yourself on the plot order and characters
- Tell the stories to someone at home and answer any questions they may have
- Complete flow charts of character development throughout the text, including quotations

### Use online resources

- Seneca is a great site, which not only helps you revise your knowledge of the key texts, it quizzes you on it too!
- BBC Bitesize has been much improved recently – another excellent resource!

### Work with Quotations

Many people think that the best way to revise for English Literature is to learn quotations parrot-fashion – it's not! Instead, use activities provided by your teachers and do something with your quotations – this way, you'll be able to recall them easily, but also be able to write about them really well.



### Use Your Revision Guides

- These are full of questions, long and short, including essay questions – use them!
- Create revision resources using the information pages – don't just read them

### Use Mr Bruff

- Watch Mr Bruff's videos 'little and often' – you could watch one every day between now and the exam and never watch the same one twice, so trying to squeeze them in the night before the exam isn't going to work!
- Make a note of which videos you've watched so you don't get confused.
- Work with friends, watching different videos and teaching each other what you've learned (educational research shows that you remember 90% of what you teach to others!).
- Mr Bruff's Literature E-Book is now available – use it and complete the activities.
- Make flashcards as you watch videos on different Literature content



### KNOW YOUR CONTEXT


- Learn about the poets and their backgrounds, as well as the times they are writing about/in
- Watch documentaries which link the writers to their texts – e.g. forgotten heroes
- Search the name of a poem plus the word 'context' on YouTube

### Help! How do I Revise for English Literature?

The best way to ensure you are ready for your English Literature exams is to make sure you know your set texts inside out – simply reading them isn't enough – you need to complete activities with them to help you internalise them. This just means that you know them very well, and can write confidently about them.

### Use Practice Papers

- Ask your teacher for these
- Complete questions using a copy of the text, to help you internalise quotations
- Find your own extracts (for A Christmas Carol and Macbeth), or choose an anthology poem, and write your own questions
- Try doing a slow version of an exam questions to write your 'best version'



## *Macbeth* Exam Questions

Scan the code below for practice exam questions



## *A Christmas Carol* Exam Questions

Scan the code below for practice exam questions



## Unseen Poetry Exam Questions

Scan the code below for practice exam questions



## *An Inspector Calls* Exam Question

Scan the code below for practice exam questions



## Power and Conflict Poetry Exam Questions

Scan the code below for practice exam questions



## Unsure On How to Revise for Your English Literature Exams?

Scan the code below for a clear, structured guide on how to revise your literature texts.



# Key Revision Sites

<http://www.bbc.co.uk/education/subjects/zr9d7ty>

<http://www.educationquizzes.com/gcse/english/>

<http://www.sparknotes.com/>

<http://www.getrevising.co.uk>

There are some great APPs too,  
so have a look in your APP store!





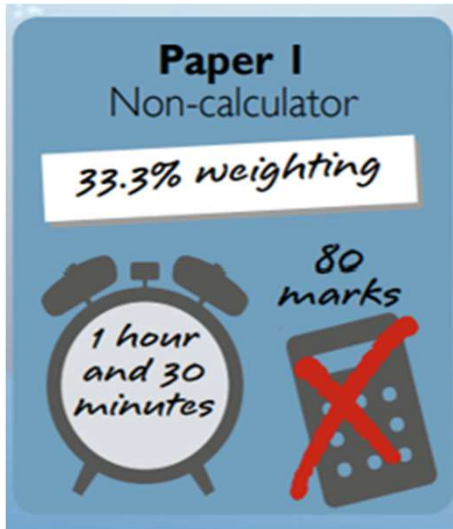


The  
Carlton  
Academy

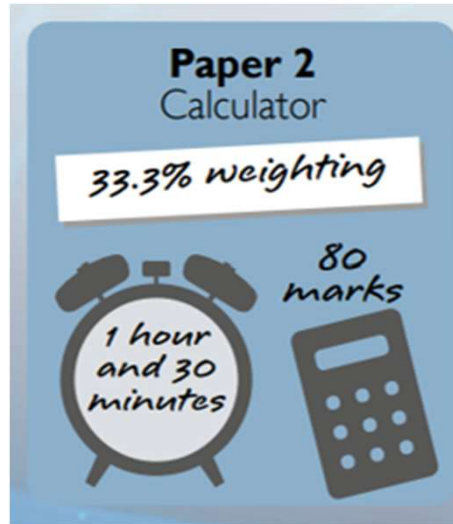
Maths 2024/25  
Mrs Brettell




# Maths - The Exam



Thursday 15<sup>th</sup>  
May  
AM



Wednesday 4<sup>th</sup> June  
AM



Wednesday 11<sup>th</sup>  
June  
AM





# Types of Questions

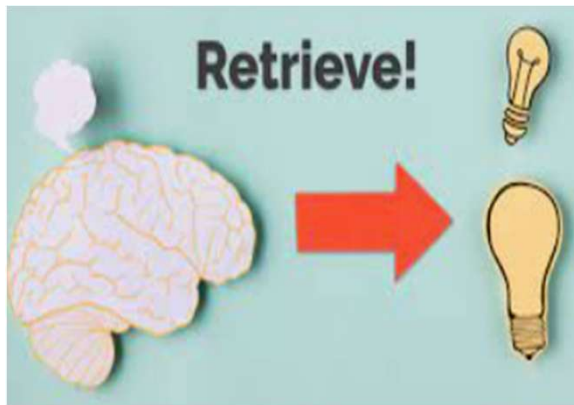
A01

A02

A03



# How to revise: Active Revision



1. Active Revision begins by trying to retrieve information.
2. We then look at correcting, improving and enhancing this knowledge.
3. We then revisit and try to retrieve again.

## **Low Impact**

Copying out

Highlighting

Reading through

## **Medium Impact**

Explain to somebody else

## **High Impact**

Quizzes

Self-Testing

Practice Questions

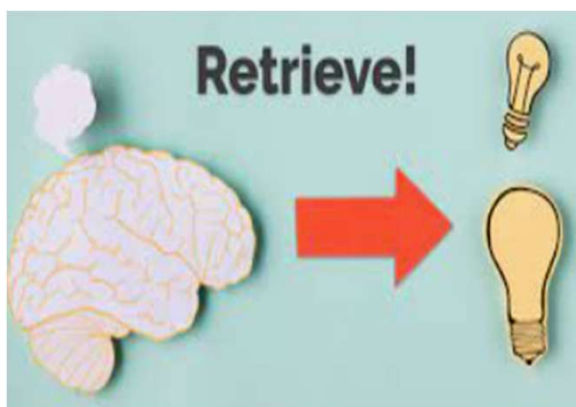


# How to revise: Active Revision

**"Use it or Lose it"**

When revising there will be some things that your child can do with ease, because they have already secured this skill through regular retrieval.

It is important that we practice those skills that are less easy to retrieve more frequently to secure them in the same way.



QLA  
Document

11	Adding and subtracting integers, Using a written method to multiply integers	4 / 4	U478, U127
12a	Adding and subtracting fractions	1 / 2	U736
12b	Multiplying fractions	1 / 2	U475
13a	Writing probabilities as fractions	1 / 1	U408
13b	Probabilities of mutually exclusive events	1 / 1	U683
14	Substituting into algebraic formulae	2 / 2	U585
15a	Estimating calculations	0 / 2	U225
15b	Multiplying and dividing with place value	0 / 1	U735



# Maths Revision Lessons

Regular opportunities to practice and demonstrate high frequency topics.

Revision lessons designed to focus on areas highlighted within the mock exams.

Weekly exam paper practice marked by teachers giving pupils essential feedback.

Homework designed to recall essential high frequency topics.

Walk talk mock style lessons – Teachers modelling exam questions and pupils provided with the opportunity to repeat these.





# Scheduled Resources

Weekly Maths clinic resources available from the open area each Wednesday.

31st January: Mock Revision Recall Booklets. These provide repetitive practice of key topics.

14th February: Half term past papers to complete.

14th March: Final Push Revision Guides.

In the final weeks up to the exam we will follow the exam board 6 week revision programme.

Week 1: In class

Week 2 & 3: Provided for pupils to complete over the Easter Holidays and Record their scores.

Week 4, 5 and 6: Handed out each week for pupils to complete at home.







# Other Sources for Revision materials

[HOME](#)
[REVISION](#)
[EXAM PAPERS](#)
[SPICY QUESTIONS](#)

If you find these resources useful then please consider supporting by buying me a coffee. ☕

[Buy Me a Coffee](#)

The percentages show how many full series feature each topic. If 100% then it featured at least once each year, NOT every paper.

Percentages are correct up to November 2024 Examinations

The grade column is just to give a rough idea of difficulty. You cannot actually assign grades to topics.

[Click here for an excel spreadsheet of the data.](#)



[SORT BY PERCENTAGE](#)
[RESET](#)
[Edexcel H](#)
[AQA H](#)
[Edexcel F](#)
[AQA F](#)

Topic	Grade	Edexcel Higher	AQA Higher	Edexcel Foundation	AQA Foundation
Direct Proportion	3+	86%	50%	100%	93%
Averages from Tables/Diagrams	4+	79%	71%	100%	64%
Using a Calculator	3+	50%	21%	100%	71%
Fraction of an Amount	2+	43%	64%	100%	100%
Fraction Operations	4+	64%	71%	100%	93%
Fractions, Decimals, Percentages	1+	0%	50%	100%	100%
Calculations with Money	3+	14%	36%	100%	100%
Share into a Ratio	3+	93%	93%	100%	93%



# Other Sources for Revision materials

## Maths Genie

Revision questions with videos.

Past Papers with pupil friendly solutions

## 1<sup>st</sup> Class Maths

Revision questions with videos.

Topics arranged by appearance.

## Hannah Kettle

Exam papers with video guidance

**A great  
resources to  
use at  
home.**

**Paper  
versions  
available  
tonight or  
on request.**



<https://www.1stclassmaths.com/edexcelrevision>

HOME

REVISION

EXAM PAPERS

SPICY QUESTIONS

The Ultimate Foundation  
Revision Booklet



The Ultimate Higher  
Revision Booklet





# Interventions and Additional support

Maths Clinic: Open to all pupils on Wednesdays afterschool in the open area. We are now running breakout rooms that are targeted at specific grades.

Intervention sessions are on pupil timetables; these are either in the school day or P6/P0

We intend to offer Easter Revision Sessions and May Half Term Revision sessions for pupils.





# February Mock Exam Preparation

1. Complete the revision booklet.
2. Complete the past papers provided by the class teacher.
3. Complete the night before Revision sheets  
– These will be sent via class charts.
4. Attend Period 0 Revision sessions. These will run on the morning of the February exams and take place in your child's usual maths classroom.







The  
Carlton  
Academy

Combined (trilogy) and  
Triple Science 2024/25  
Dr Lissenden-Crook






# Course Structure

- Students are sitting AQA science GCSE in Summer 2025;
- **Combined (trilogy) Science exams:**
  - Biology 2 X 1 hour 15mins exams
  - Chemistry 2 X 1 hour 15mins exams
  - Physics 2 X 1 hour 15mins exams
- **Triple Science :**
  - 6 exams; 1 hour 45mins,
  - Separate Biology, Chemistry and Physics qualifications



BIOLOGY		CHEMISTRY		PHYSICS	
B1 Cells	Paper 1	C1 Atomic Structure	Paper 1	P1 Energy	Paper 1
B2 Organisation		C2 Bonding		P2 Electricity	
B3 Infection & Response		C3 Quantitative		P3 Particles	
B4 Bioenergetics		C4 Chemical Changes		P4 Radioactivity	
B5 Homeostasis	Paper 2	C5 Energy Changes	Paper 2	P5 Forces	Paper 2
B6 Inheritance		C6 Rates of Reaction		P6 Waves	
B7 Ecology		C7 Organic Chemistry		P7 Magnetism	
		C8 Chemical Analysis		P8 Space (separates only)	
		C9 Earth's Atmosphere			
		C10 Earth's Resources			

Each paper consists multiple choice, short answer and longer answer questions, either at Higher or foundation tier. There is a mixture of recall, application, and analysis questions as well as mathematical skills.



# February mock exams – Paper 2's

- Students are sitting Biology, Chemistry and Physics papers



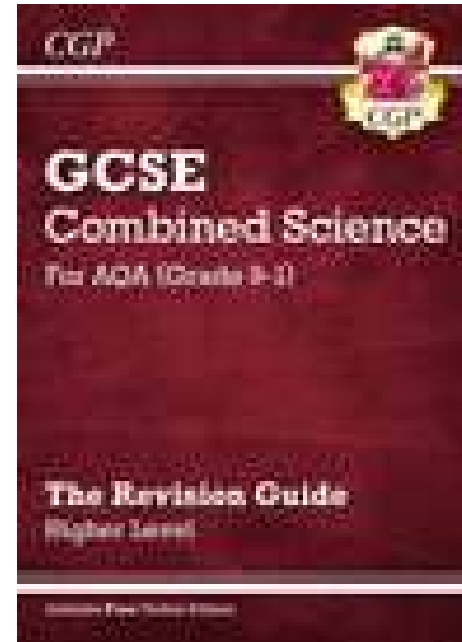
# Exam dates summer 2024

- Biology Paper 1: 13th May 2025 am
- Biology Paper 2: 9th June 2025 pm
- Chemistry Paper 1: 19nd May 2025 am
- Chemistry Paper 2: 13th June 2025 am
- Physics Paper 1: 22th May 2025 am
- Physics Paper 2: 16th June 2025 pm



# Revision Resources

- Revision guides.
- Everyone has access to revision booklets and a revision timetable sent out by Dr Savage on class charts announcements
  - These contain M&R, links to exam papers, links to key revision videos
- Every one has access to Educake to set their own quizzes





# Extra resources to support revision



- Choose AQA Combined or Separate science courses to help revise
- Combined science - Click Combined Science, then AQA Trilogy.
- Separate Sciences - Click Biology, Chemistry or Physics, then AQA.
- FREE SCIENCE LESSONS - videos that are links to our specification to help you recap key topics
- flashcards have been made for every topic for the GCSE course. You can use them as normal flashcards, complete tests and play games to test your knowledge of these key definitions.
- Download from the relevant App Store for your phone. You can then change the settings to suit your tier and paper. The equation sheet will be given this year
- Has recall and analysis questions you can test yourself on as well as do your homework set by your class teacher
- Physics and Maths tutor has flashcards, mind maps, revision notes and past paper questions by topic.





# Ideas for interactive use of the revision guide

1	Chose a diagram from a particular page and ask students to describe it in words
2	Give the students a series of key words and ask them to find the relevant page
3	Sketch a 'picture' to summarise a chapter, section, double page spread. Collect in then re-issue a few weeks later-ask students to translate their pictures back into text OR show one that stands out to the class and all translate back into text OR swap with a partner and translate back into text
4	Use post-it notes to hide the labels for a diagram. Pupils write on what they think the labels should be and check underneath
5	Give them 5 answers and then ask 'what is the question?' Give them a page reference
6	Expanded sentences- where students are given a page number. For example page 56: reactants, products, burning and hydrocarbon. Students are asked to create a 20 word sentence including all of those words; the number of words or length of sentence can vary according to demand)
7	Students are asked to produce exam questions and mark schemes for a particular section
8	Ask students to look in the index under 'a' and chose a key word. Ask them to write a sentence including the key word. Now ask them to choose a second key word from the same page and do the same
9	Apply the 5 W's (who, what, where, when, why) to a section or page from the revision guide
10	When summarising the learning for a particular topic give pupils a flow diagram with clues in the boxes. The pupils then use the guide to identify the words from the clues and re-draft the flow diagram.
11	On post card sized cards pupils make brief jottings to summarise a topic. They then explain to a partner what is written on the cards.
12	Use the revision sheets (boxes, fishes, nutshell etc) to summarise a page or topic
13	Summarise a topic or page in 100 words. Reduce to 50. Now reduce to 10 key words
14	Highlight the sentences that pick out the main points on a page
15	Recreate the page by placing the information onto a spider diagram or mind map





# Importance of maths and scientific skills

- Over 50% of the marks for each paper will be awarded for maths and scientific skills application
- For example
  - entering numbers into given equations
  - rearranging equations
  - converting units e.g g to kg
  - Applying knowledge to new situations
  - Evaluating information





# Exam question booklets

- Each pupil will be given a booklet for each exam that they are sitting;
- Should be used to practise exam questions;
- Mark schemes are in the back;
- Revision websites and exam dates on the front.
- Application and practical skills are very important due to the removal of the coursework





# In school support

- Targeted in class intervention
- Rigorous homework timetable
- In class assessments and tracking
- Targeted lunchtime and afterschool support sessions.







# How you can support your child?

- Work out a revision timetable for each subject
- Break revision time into small chunks - hour-long sessions with short breaks at the end of each session often work well
- Make sure your child has access to all the essential books and materials and a quiet place to work
- Condense notes onto postcards to act as revision prompts
- New stationery, highlighters and pens to make revision more interesting
- Go through school notes with your child or listen while they revise a topic
- Time your child's attempts at practice papers





# Revision Techniques

- Make a timetable;
- Exercise; oxygen to the brain increases productivity;
- Colours to brighten up revision;
- Make an early start;
- Find a quiet space;
- Do lots of past papers;
- Make summary notes; don't just copy out your notes;
- Reward yourself; take breaks;
- Friends and family; to test and give feedback;
- Think positive 😊





# Contact

- [s.lissenden-crook@thecadameyclarlon.org](mailto:s.lissenden-crook@thecadameyclarlon.org)
- [a.savage@thecadameyclarlon.org](mailto:a.savage@thecadameyclarlon.org)





# Step up to challenges







# Year 11 Make it Count

SUCCESS IS NOT A FINISH LINE!

It's a commitment to tiny, sustainable,  
unrelenting improvements!

